



ELECTRICAL DESIGN GROUP

ELECTRICAL BUILDING SERVICES CONSULTANTS

P.O. Box 15, SHERWOOD Q. 4075

Phone: (07) 3278 4375 Fax: (07) 3716 0222

Web Site: www.edg.net.au Email: brisbane@edg.net.au

C3230a - ST JOHNS ANGLICAN COLLEGE, FOREST LAKE - AQUATIC CENTRE STAGE 2

C3230a-0002(C).xls

ELECTRICAL EQUIPMENT SCHEDULE

REVISION C - 19 DECEMBER 2025

THE LIGHT FITTING SUPPLIER CONTACT DETAILS MAY BE AVAILABLE ON THE EDG WEBSITE VIA THE FOLLOWING LINK
www.edg.net.au/Links/Lighting.htm

TYPE	LAMPS	DESCRIPTION	COLOUR / ACCESSORY	CATALOGUE No	REV
L1	34W 4000K LED	600 X 600 LAY IN FLAT PLATE LED FITTING C/W REMOTE DRIVER MOUNTED IN THE CEILING T BAR	WHITE TRIM	GAMMA ILLUMINATION AXIS 1548-4K-34W	A
L3	13W 3000K LED	RECESSED DOWNLIGHT C/W REMOTE DRIVER	WHITE TRIM	GAMMA ILLUMINATION COBALT 1402-4K-13W	A
L4	13W 4000K LED	RECESSED DOWNLIGHT C/W REMOTE DRIVER	WHITE TRIM	GAMMA ILLUMINATION COBALT 1402-4K-13W	A
L8	8W 4000K LED	RECESSED 47 DEG BEAM DOWNLIGHT C/W REMOTE DRIVER	WHITE TRIM	GAMMA ILLUMINATION MYLO 1004-WFL-4K-8W	A
L13	A SINGLE HORIZONTAL RUN OF LED STRIP LIGHT 4000K WHITE LEDS AT 12MM SPACING WITH REMOTE CONTROL GEAR. MOUNT THE LED STRIP UNDER THE OVERHEAD CUPBOARDS HARD AGAINST THE SPLASHBACK AS PER THE ARCHITECTURAL JOINERY DETAILS THE SUPPLIER IS TO CUT / JOIN THE LED STRIPS TO SUIT THE SITE DIMENSIONS. DO NOT CUT THE LED STRIPS ON SITE SCREW FIX THE ALUMINIUM SUPPORT IN PLACE.			NEON PRODUCTS AUSTRALIA LF-DFB-NW-300-12 + PR-LIN172153-F	A
L17	36W LED 4000K	SURFACE MOUNTED IP66 1200 LONG BATTEN C/W INTEGRAL DRIVER AND OCCUPANCY SENSOR	LIGHT GREY	GAMMA STORM 1558-CCT-36+SENSOR	A
L23	36W LED 4000K	CHAIN SUSPENDED IP66 1200 LONG BATTEN C/W INTEGRAL DRIVER	LIGHT GREY	GAMMA STORM 1558-CCT-36W	A
L28	1000W 5700K LED PER FITTING	TWO ADJUSTABLE FLOOD LIGHTS MOUNTED ON A CUSTOM 12M HIGH HOT DIPPED TAPERED STEEL POLE FIXED TO THE TOP OF A 4M HIGH MASONRY COLUMN. PROVIDE STRUCTURAL ENGINEER CERTIFICATION OF THE POLE. PROVIDE SHOP DRAWINGS OF THE POLE AND FITTING MOUNTS. ALLOW TO AIM THE FITTINGS DURING DARKNESS AS DIRECTED BY THE ENGINEER ON SITE.	GALVANIZED POLE BLACK FITTING	2 X SAL COMMERCIAL FBC1057A1-ADJ30 PER POLE	A
L29	2000LUMEN / M +/- 10% 4000K 65,000 HOUR L70 24V DC LED C/W A CHROMATICITY MACADAM STEP -2 TOLERANCE.	RECESSED 50MM WIDE LED EXTRUSION C/W REMOTE DRIVER AND A IMPACT RESISTANT OPAL DIFFUSER IT IS ACCEPTABLE TO SUPPLY MULTIPLE SECTIONS OF L29 FITTINGS FROM A SUITABLY SIZED COMMON POWER SUPPLY. LOCATE THE POWER SUPPLY IN AN ACCESSIBLE CONCEALED POSITION NOTED ON THE AS CONSTRUCTED DOCUMENTS. THE FITTING LENGTHS ARE NOTED ON THE DRAWING	WHITE BODY	GAMMA ILLUMINATION GAP-55045-S	B



ELECTRICAL DESIGN GROUP

ELECTRICAL BUILDING SERVICES CONSULTANTS

P.O. Box 15, SHERWOOD Q. 4075

Phone: (07) 3278 4375 Fax: (07) 3716 0222

Web Site: www.edg.net.au Email: brisbane@edg.net.au

C3230a - ST JOHNS ANGLICAN COLLEGE, FOREST LAKE - AQUATIC CENTRE STAGE 2


C3230a-0002(C).xls

ELECTRICAL EQUIPMENT SCHEDULE

REVISION C - 19 DECEMBER 2025

THE LIGHT FITTING SUPPLIER CONTACT DETAILS MAY BE AVAILABLE ON THE EDG WEBSITE VIA THE FOLLOWING LINK
www.edg.net.au/Links/Lighting.htm

TYPE	LAMPS	DESCRIPTION	COLOUR / ACCESSORY	CATALOGUE No	REV
L30	1400LUMEN / M +/- 10% 4000K 65,000 HOUR L70 24V DC LED C/W A CHROMATICITY MACADAM STEP -2 TOLERANCE.	RECESSED 50MM WIDE LED EXTRUSION C/W REMOTE DRIVER AND A IMPACT RESISTANT OPAL DIFFUSER IT IS ACCEPTABLE TO SUPPLY MULTIPLE SECTIONS OF L30 FITTINGS FROM A SUITABLY SIZED COMMON POWER SUPPLY. LOCATE THE POWER SUPPLY IN AN ACCESSIBLE CONCEALED POSITION NOTED ON THE AS CONSTRUCTED DOCUMENTS. THE FITTING LENGTHS ARE NOTED ON THE DRAWING	WHITE BODY	GAMMA ILLUMINATION GAP-55045-S	B
L31	1000LUMEN / M +/- 10% 4000K 65,000 HOUR L70 24V DC LED C/W A CHROMATICITY MACADAM STEP -2 TOLERANCE.	RECESSED 50MM WIDE LED EXTRUSION C/W REMOTE DRIVER AND A IMPACT RESISTANT OPAL DIFFUSER IT IS ACCEPTABLE TO SUPPLY MULTIPLE SECTIONS OF L31 FITTINGS FROM A SUITABLY SIZED COMMON POWER SUPPLY. LOCATE THE POWER SUPPLY IN AN ACCESSIBLE CONCEALED POSITION NOTED ON THE AS CONSTRUCTED DOCUMENTS. THE FITTING LENGTHS ARE NOTED ON THE DRAWING	WHITE BODY	GAMMA ILLUMINATION GAP-55045-S	B
L32	2000LUMEN / M +/- 10% 4000K 65,000 HOUR L70 24V DC LED C/W A CHROMATICITY MACADAM STEP -2 TOLERANCE.	SURFACE MOUNTED LED EXTRUSION C/W REMOTE DRIVER AND A IMPACT RESISTANT OPAL DIFFUSER IT IS ACCEPTABLE TO SUPPLY MULTIPLE SECTIONS OF L32 AND L33 FITTINGS FROM A SUITABLY SIZED COMMON POWER SUPPLY. LOCATE THE POWER SUPPLY IN AN ACCESSIBLE CONCEALED POSITION NOTED ON THE AS CONSTRUCTED DOCUMENTS.	WHITE BODY	GAMMA ILLUMINATION GAP 55046	B
L33	1000LUMEN / M +/- 10% 4000K 65,000 HOUR L70 24V DC LED C/W A CHROMATICITY MACADAM STEP -2 TOLERANCE.	SURFACE MOUNTED LED EXTRUSION C/W REMOTE DRIVER AND A IMPACT RESISTANT OPAL DIFFUSER IT IS ACCEPTABLE TO SUPPLY MULTIPLE SECTIONS OF L32 AND L33 FITTINGS FROM A SUITABLY SIZED COMMON POWER SUPPLY. LOCATE THE POWER SUPPLY IN AN ACCESSIBLE CONCEALED POSITION NOTED ON THE AS CONSTRUCTED DOCUMENTS.	WHITE BODY	GAMMA ILLUMINATION GAP 55046	B
L34	20W LED 4000K	WALL MOUNTED IP66 600 LONG BATTEN C/W INTEGRAL DRIVER AND OCCUPANCY SENSOR	LIGHT GREY	GAMMA STORM 1557-CCT-36+SENSOR	A
L35	120W 4000 K LED	ADJUSTABLE FLOOD LIGHT C/W INTERNAL DRIVER MOUNTED ON THE MASONRY POLE AT 2700 TO ILLUMINATE UP INTO THE SALE	BLACK	GAMMA ILLUMINATION ALTUS 1346-4K	A
L36	28W 4000K LED	RECESSED ADJUSTABLE 47 DEG BEAM DOWNLIGHT C/W REMOTE DRIVER	WHITE	GAMMA ILLUMINATION MERCURY 1288-WFL-4K-45W	B
L37	22W 4000K LED	WALL MOUNTED IP 54 DOWNLIGHT C/W INTEGRAL DRIVER. MOUNT AT 2700 AFFL.	BLACK	GAMMA ILLUMINATION TOMMASO 1276-4K-22W	B



ELECTRICAL DESIGN GROUP

ELECTRICAL BUILDING SERVICES CONSULTANTS

P.O. Box 15, SHERWOOD Q. 4075

Phone: (07) 3278 4375 Fax: (07) 3716 0222

Web Site: www.edg.net.au Email: brisbane@edg.net.au

C3230a - ST JOHNS ANGLICAN COLLEGE, FOREST LAKE - AQUATIC CENTRE STAGE 2

C3230a-0002(C).xls

ELECTRICAL EQUIPMENT SCHEDULE


REVISION C - 19 DECEMBER 2025

THE LIGHT FITTING SUPPLIER CONTACT DETAILS MAY BE AVAILABLE ON THE EDG WEBSITE VIA THE FOLLOWING LINK
www.edg.net.au/Links/Lighting.htm

TYPE	LAMPS	DESCRIPTION	COLOUR / ACCESSORY	CATALOGUE No	REV
E1	LED	EMERGENCY LIGHT: RECESSED NON-MAINTAINED EMERGENCY LIGHT. AS2293 CLASSIFICATION C0-D40 - C90-D40.	WHITE	CLEVERTRONICS CLIFE	A
E2	LED	EMERGENCY LIGHT: SURFACE MOUNTED NON-MAINTAINED EMERGENCY LIGHT. AS2293 CLASSIFICATION C0-D40 - C90-D40.	WHITE	CLEVERTRONICS CLIFE-SM	A
EX	LED	EXIT LIGHT: MAINTAINED 24M VIEWING DISTANCE EXIT LIGHT C/W DIFFUSERS & DIRECTIONAL ARROWS AS SHOWN. CEILING SURFACE MOUNT OR WALL MOUNT BETWEEN 2100mm & 2700mm AFFL IF THERE IS NO VERTICAL SURFACE TO MOUNT THE FITTING ON WITHIN THIS RANGE CONFIRM THE MOUNTING HEIGHT WITH THE ENGINEER. PROVIDE A CUSTOM WHITE COUNTER LEAVER MOUNTING BRACKET AS REQUIRED AS2293 CLASSIFICATION C0-D8 - C90-E3.2.	WHITE	CLEVERTRONICS LUB PRO SM	A
EX WP	LED	EXIT LIGHT: MAINTAINED 24M VIEWING DISTANCE EXIT LIGHT C/W DIFFUSERS & DIRECTIONAL ARROWS AS SHOWN AND A IP56 HOUSING CEILING OR WALL MOUNT BETWEEN 2100mm & 2700mm AFFL IF THERE IS NO VERTICAL SURFACE TO MOUNT THE FITTING ON WITHIN THIS RANGE CONFIRM THE MOUNTING HEIGHT WITH THE ENGINEER. AS2293 CLASSIFICATION C0-D3.2 - C90-E2.	WHITE LOGO GREEN BACKGROUND WHITE BODY	CLEVERTRONICS CWELED-A	A
EMERGENCY PACK		LIGHT FITTINGS THAT ARE DESIGNATED AS BEING PROVIDED WITH AN EMERGENCY PACK ARE TO BE PROVIDED WITH AN INTEGRAL AS2293 EMERGENCY PACK. THE FITTINGS ARE TO BE NON MAINTAINED WITH ALL LAMPS SWITCHED AS PER THE LIGHTING CONTROL FOR THAT SPACE UNLESS NOTED OTHERWISE. REFER TO THE SPECIFICATION FOR FURTHER DETAILS OF THE CONFIGURATION AND SWITCHING OF EMERGENCY LIGHTS.			A
PROXIMITY DETECTOR SWITCH (PD)		ADJUSTABLE FLUSH RECESSED 360 DEGREE PIR PRESENCE DETECTOR TO OPERATE THE ASSOCIATED LIGHTS FOR A PRE-SET AMOUNT OF TIME. ADJUST THE TIME AND SENSITIVITY ON SITE AS DIRECTED BY THE ENGINEER. SUBMIT DETAILS OF THE MOVEMENT DETECTOR SWITCH FOR APPROVAL PRIOR TO ORDERING	WHITE	CLIPSAL	A
ONE-WAY LIGHT SWITCH		ONE-WAY LIGHT SWITCH C/W CIRCUIT IDENTIFICATION ON THE FACEPLATE BEHIND THE SURROUND MOUNTED AT 1000mm AFFL UNLESS NOTED OTHERWISE.	WHITE UNLESS NOTED AS BLACK (BK)	CLIPSAL C2000 SERIES FACEPLATE	A
TWO-WAY LIGHT SWITCH		TWO-WAY LIGHT SWITCH C/W CIRCUIT IDENTIFICATION ON THE FACEPLATE BEHIND THE SURROUND MOUNTED AT 1000mm AFFL UNLESS NOTED OTHERWISE.	WHITE UNLESS NOTED AS BLACK (BK)	CLIPSAL C2000 SERIES FACEPLATE	A
WEATHERPROOF LIGHT SWITCH (WP)		IP56 ONE OR TWO-WAY AS NOTED ON DRAWING LIGHT SWITCH C/W CIRCUIT IDENTIFICATION ON THE FACEPLATE BEHIND THE SURROUND MOUNTED AT 1000mm AFFL UNLESS NOTED OTHERWISE.	WHITE	CLIPSAL "56 SERIES"	A

C3230a-0002(C).xls

Pages inc. any attach. 3 of 8



ELECTRICAL DESIGN GROUP

ELECTRICAL BUILDING SERVICES CONSULTANTS

P.O. Box 15, SHERWOOD Q. 4075

Phone: (07) 3278 4375 Fax: (07) 3716 0222

Web Site: www.edg.net.au Email: brisbane@edg.net.au

C3230a - ST JOHNS ANGLICAN COLLEGE, FOREST LAKE - AQUATIC CENTRE STAGE 2

C3230a-0002(C).xls

ELECTRICAL EQUIPMENT SCHEDULE

REVISION C - 19 DECEMBER 2025

THE LIGHT FITTING SUPPLIER CONTACT DETAILS MAY BE AVAILABLE ON THE EDG WEBSITE VIA THE FOLLOWING LINK
www.edg.net.au/Links/Lighting.htm

TYPE	LAMPS	DESCRIPTION	COLOUR / ACCESSORY	CATALOGUE No	REV
SINGLE POWER OUTLET		SINGLE POWER OUTLET C/W CIRCUIT IDENTIFICATION ON THE FACEPLATE BEHIND THE SURROUND MOUNT AT 300mm AFFL U.N.O. RATING 10A U.N.O.	WHITE UNLESS NOTED AS BLACK (BK)	CLIPSAL C2000 SERIES FACEPLATE	A
DOUBLE POWER OUTLET		DOUBLE POWER OUTLET C/W CIRCUIT IDENTIFICATION ON THE FACEPLATE BEHIND THE SURROUND MOUNT AT 300mm AFFL U.N.O. RATING 10A U.N.O.	WHITE UNLESS NOTED AS BLACK (BK)	CLIPSAL C2000 SERIES FACEPLATE	A
DOUBLE POWER OUTLET (USB)		DOUBLE POWER OUTLET C/W USB A AND USB C CHARGER , CIRCUIT IDENTIFICATION ON THE FACEPLATE BEHIND THE SURROUND MOUNT AT 300mm AFFL U.N.O. RATING 10A U.N.O.	WHITE	CLIPSAL C2000 SERIES FACEPLATE	A
WEATHERPROOF POWER OUTLET (WP)		IP54 WEATHERPROOF SINGLE / DOUBLE POWER OUTLET AS NOTED ON DRAWING C/W COVER FLAP OVER SOCKET. MOUNT AT MINIMUM 1100mm AFFL U.N.O. RATING 10A U.N.O.	-	CLIPSAL WSCF227F	A
IP66 SINGLE POWER OUTLET		SINGLE POWER OUTLET IP66 MOUNT AT 300mm AFFL U.N.O. RATING 10A U.N.O.	GREY	CLIPSAL 56 SERIES	B
HAND DRYER CONNECTION (HD)		20A ISOLATING SWITCH WALL MOUNTED AT 2400mm AFFL AND CONNECTED TO THE HAND DRYER UNIT AS PER DETAIL.	WHITE UNLESS NOTED AS BLACK (BK)	CLIPSAL C2000 SERIES FACEPLATE	A
SPECIAL PURPOSE OUTLET		SPECIAL PURPOSE OUTLET TYPE AS NOTED. MOUNT AT 1350mm AFFL U.N.O. RATING 20A U.N.O. CONNECT TO EQUIPMENT VIA FLEXIBLE CONDUIT.			A
SINGLE-PHASE ISOLATOR		SINGLE-PHASE WEATHERPROOF ISOLATOR. MOUNT AT 1350mm AFFL U.N.O. RATING 20A U.N.O. CONNECT TO EQUIPMENT VIA FLEXIBLE CONDUIT.	-	CLIPSAL WHT20	A
THREE-PHASE ISOLATOR		THREE-PHASE WEATHERPROOF ISOLATOR. MOUNT AT 1350mm AFFL U.N.O. RATING 20A U.N.O. CONNECT TO EQUIPMENT VIA FLEXIBLE CONDUIT.	-	CLIPSAL WHT35	A
SIGN CONNECTION		COORDINATE THE LOCATION AND CONNECTION WITH THE SIGN CONTRACTOR ENSURING THE GPO / ISOLATORS ARE PROVIDED WITH APPROPRIATE WEATHER PROTECTION AND ARE CONCEALED FROM VIEW.			A
SPEAKER RECESSED		RECESSED 265 DIA DUAL CONE SPEAKER C/W 100V MULTI-TAP TRANSFORMER AND FLUSH GRILLE. EACH SPEAKER IS TO BE WIRED IN STAR CONFIGURATION TO THE AMPLIFIER MOUNTED IN THE COMMUNICATIONS RACK CR-A1.	WHITE GRILLE	BOSCH LBC 3099/41	A



ELECTRICAL DESIGN GROUP

ELECTRICAL BUILDING SERVICES CONSULTANTS

P.O. Box 15, SHERWOOD Q. 4075

Phone: (07) 3278 4375 Fax: (07) 3716 0222

Web Site: www.edg.net.au Email: brisbane@edg.net.au

C3230a - ST JOHNS ANGLICAN COLLEGE, FOREST LAKE - AQUATIC CENTRE STAGE 2

C3230a-0002(C).xls

ELECTRICAL EQUIPMENT SCHEDULE

REVISION C - 19 DECEMBER 2025

THE LIGHT FITTING SUPPLIER CONTACT DETAILS MAY BE AVAILABLE ON THE EDG WEBSITE VIA THE FOLLOWING LINK
www.edg.net.au/Links/Lighting.htm

TYPE	LAMPS	DESCRIPTION	COLOUR / ACCESSORY	CATALOGUE No	REV
SPEAKER SURFACE MOUNTED (SM)		SURFACE MOUNTED HOUSING C/W RECESSED 265 DIA DUAL CONE SPEAKER C/W 100V MULTI-TAP TRANSFORMER AND FLUSH GRILLE. EACH SPEAKER IS TO BE WIRED IN STAR CONFIGURATION TO THE AMPLIFIER MOUNTED IN THE COMMUNICATIONS RACK CR-A1.	WHITE GRILLE AND HOUSING	BOSCH LBC 3099/41 C/E SURFACE MOUNTING HOUSING	A
HORN		SURFACE MOUNTED ADJUSTABLE MULTI TAPPED 30W IP66 HORN SPEAKER EACH HORN SPEAKER IS TO BE WIRED IN STAR CONFIGURATION TO THE PA SYSTEM AMPLIFIER MOUNTED IN THE COMMUNICATIONS RACK CR-1.	GREY	AUSTRALIAN MONITOR ATC 30	A
CAT 6 COMMUNICATIONS OUTLET		RJ45 CAT-6 COMMUNICATIONS OUTLET, CABLED BACK TO THE COMMUNICATIONS RACK CR-1 TERMINATED ONTO FACILITY PATCH PANELS VIA 4-PAIR CAT-6 UTP CABLE. MOUNT UP TO 3 RJ45 OUTLETS PER MULTI-GANG FACEPLATE WITH SEPARATE PERMANENT LABELLING FOR EACH OUTLET.	WHITE UNLESS NOTED OTHERWISE. CEILING MOUNTED OUTLET TO MATCH CEILING COLOUR	CLIPSAL C2000 SERIES FACEPLATE	A
CAT 6 SURFACE MOUNTED COMMUNICATIONS OUTLET (SM)		SURFACE MOUNTED RJ45 CAT-6 COMMUNICATIONS OUTLET, CABLED BACK TO THE COMMUNICATIONS RACK CR-1 WITH THE EXCEPTION OF THE POOL PLANT ROOM OUTLETS WHICH ARE TO BE CABLED TO CR-3. TERMINATED ONTO FACILITY PATCH PANELS VIA 4-PAIR CAT-6 UTP CABLE. MOUNT UP TO 3 RJ45 OUTLETS PER MULTI-GANG FACEPLATE WITH SEPARATE PERMANENT LABELLING FOR EACH OUTLET. PROVIDE THE SURFACE MOUNTING VIA A SURFACE MOUNTING BOX.	WHITE UNLESS NOTED OTHERWISE. CEILING MOUNTED OUTLET AND MOUNTING BOX TO MATCH CEILING COLOUR	CLIPSAL C2000 SERIES FACEPLATE AND 238-WE MOUNTING BOX	A
CAT 6 CCTV COMMUNICATIONS OUTLET (SM)		SURFACE MOUNTED RJ45 CAT-6 COMMUNICATIONS OUTLET, CABLED BACK TO THE COMMUNICATIONS RACK CR-1 WITH THE EXCEPTION OF THE POOL PLANT ROOM OUTLETS WHICH ARE TO BE CABLED TO CR-3. TERMINATED ONTO FACILITY PATCH PANELS VIA 4-PAIR CAT-6 UTP CABLE. MOUNT UP TO 3 RJ45 OUTLETS PER MULTI-GANG FACEPLATE WITH SEPARATE PERMANENT LABELLING FOR EACH OUTLET. PROVIDE THE SURFACE MOUNTING VIA A SURFACE MOUNTING BOX.	WHITE UNLESS NOTED OTHERWISE. CEILING MOUNTED OUTLET AND MOUNTING BOX TO MATCH CEILING COLOUR	CLIPSAL C2000 SERIES FACEPLATE AND 238-WE MOUNTING BOX	A
WEATHERPROOF COMMUNICATIONS OUTLET (WP)		COMMUNICATIONS OUTLET AS PER THE COMMUNICATIONS OUTLET DESCRIPTION, MOUNTED WITHIN A WEATHERPROOF ENCLOSURE.	WHITE	CLIPSAL 255 SERIES	A
COMMUNICATIONS RACK CR-3		EXISTING COMMUNICATIONS RACK. THE FIBOT AND PATCH PANELS ARE TO BE UPGRADED AS NECESSARY TO ACCOMMODATE THE FIBRE TO CR-4 AND ADDITIONAL COMMUNICATIONS OUTLETS AND SALTO GATEWAY BEING SUPPLIED FROM CR-3			A



ELECTRICAL DESIGN GROUP

ELECTRICAL BUILDING SERVICES CONSULTANTS

P.O. Box 15, SHERWOOD Q. 4075

Phone: (07) 3278 4375 Fax: (07) 3716 0222

Web Site: www.edg.net.au Email: brisbane@edg.net.au

C3230a - ST JOHNS ANGLICAN COLLEGE, FOREST LAKE - AQUATIC CENTRE STAGE 2

C3230a-0002(C).xls

ELECTRICAL EQUIPMENT SCHEDULE

REVISION C - 19 DECEMBER 2025

THE LIGHT FITTING SUPPLIER CONTACT DETAILS MAY BE AVAILABLE ON THE EDG WEBSITE VIA THE FOLLOWING LINK
www.edg.net.au/Links/Lighting.htm

TYPE	LAMPS	DESCRIPTION	COLOUR / ACCESSORY	CATALOGUE No	REV
COMMUNICATIONS RACK CR-4		WALL MOUNTED HINGED 24 RU 600 DEEP COMMUNICATIONS RACK C/W LOCKABLE DOOR, VENTILATED SIDES, TOP AND BOTTOM PANELS AND A 10 PORT REAR POWER RAIL, PATCH PANELS AND FIBRE OPTIC TO ACCOMMODATE THE FIBRE CABLE, LOCAL COMMUNICATIONS OUTLETS AND SALTO GATEWAYS. MOUNT THE TOP OF THE RACK AT 2100 AFFL. THE RACK IS TO MATCH THE EXISTING CR-3 RACK.			A
RECESS KIT (RK)		VERTICALLY ORIENTATED WALL BOX TO ALLOW THE OUTLET TO BE RECESSED WITHIN THE WALL CAVITY	WHITE	REPELEC RECWP1WH	A
DB-3		EXISTING DISTRIBUTION BOARD DB-3 TO BE PROVIDED WITH NEW SWITCHGEAR AND CONTROLS TO ACCOMMODATE THE ADDITIONAL CIRCUITS AS PER THE DB-3 SCHEDULE. THE ASSOCIATED BMS CONTROL CONTACTORS ARE TO BE DIN RAIL MOUNTED WITHIN DB-3.			A
DB-4		PROVIDE A NEW DISTRIBUTION BOARD DB-4 AS PER THE NOTES AND DISTRIBUTION BOARD DB-4 SCHEDULE. PROVIDE A SHOP DRAWING OF THE DB FOR APPROVAL. THE ASSOCIATED BMS CONTROL CONTACTORS ARE TO BE DIN RAIL MOUNTED WITHIN DB-4			A
MSB		EXISTING MAIN SWITCHBOARD TO BE PROVIDED WITH A NEW MCCB TO SUPPLY DB-4.			A
BMS		BUILDING MANAGEMENT SYSTEM PANEL PROVIDED AS PART OF THE ELECTRICAL SUB CONTRACT TO ACCOMMODATE THE ASSOCIATED BMS CONTROLLER AND ACCESSORIES. THE 240 VOLT CONTACTORS ARE TO BE DIN RAIL MOUNTED WITHIN DB-4. THE BMS PANEL IS TO BE MOUNTED BELOW DB-4. PROVIDE A SHOP DRAWING OF THE BMS PANEL FOR APPROVAL.			A
EPP		EXISTING ELECTRICAL POWER PIT			A
CONDUIT ACCESS POINT A1		PROVIDE A1 AS A BLANK FACEPLATE AT 1200 AFFL OVER A DEEP WALL BOX WITH A CONCEALED 50 DIA COMMUNICATIONS CONDUIT BACK TO THE CONCEALED ACCESSIBLE CEILING SPACE ABOVE CR-4. PROVIDE THE CONDUIT WITH A DRAW WIRE			C
CONDUIT ACCESS POINT A2		PROVIDE A2 AS A BLANK SURFACE MOUNTED IP56 METAL JUNCTION BOX SURFACE MOUNTED AT LOW LEVEL WITH THE POSITION CONFIRMED ON SITE WITH THE COLLEGE. PROVIDE CONCEALED POWER AND COMMUNICATIONS CONDUITS AS INDICATED EACH WITH A DRAW WIRE			C
CONDUIT ACCESS POINT A3		PROVIDE A3 AS A BLANK FACEPLATE AT 300 AFFL OVER A DEEP WALL BOX WITH A CONCEALED POWER AND COMMUNICATIONS CONDUITS AS INDICATED BACK TO THE CONCEALED ACCESSIBLE CEILING SPACE ABOVE CR-4 AND DB-4. PROVIDE THE CONDUIT WITH A DRAW WIRE			A
PIT 1		PROVIDE PIT 1 AS A TYPE 2 COMMUNICATIONS PIT AND A TYPE 2 POWER PIT C/W CLASS B LIDS. CONFIRM THE PIT LOCATION ON SITE WITH THE COLLEGE.			C
RADIO MICROPHONE ANTENNA		PROVIDE WEATHER PROOF WIRELESS MICROPHONE RADIO ANTENNA ON THE SOFFIT OF THE STAND CABLED BACK TO CR-4.			A



ELECTRICAL DESIGN GROUP

ELECTRICAL BUILDING SERVICES CONSULTANTS

P.O. Box 15, SHERWOOD Q. 4075

Phone: (07) 3278 4375 Fax: (07) 3716 0222

Web Site: www.edg.net.au Email: brisbane@edg.net.au

C3230a - ST JOHNS ANGLICAN COLLEGE, FOREST LAKE - AQUATIC CENTRE STAGE 2


C3230a-0002(C).xls

ELECTRICAL EQUIPMENT SCHEDULE

REVISION C - 19 DECEMBER 2025

THE LIGHT FITTING SUPPLIER CONTACT DETAILS MAY BE AVAILABLE ON THE EDG WEBSITE VIA THE FOLLOWING LINK
www.edg.net.au/Links/Lighting.htm

TYPE	LAMPS	DESCRIPTION	COLOUR / ACCESSORY	CATALOGUE No	REV
FIRE MIMIC PANEL (FMP)		WALL MOUNTED FIRE MIMIC PANEL TO ALLOW FULL ACCESS TO ALL OF THE MAIN ADMINISTRATION BUILDING SITE FIRE INDICATOR PANELS EVENTS AND CONTROLS TO ALLOW ALL ALARMS TO BE ASSESSED FROM THE FMP AND ALL OF THE EVACUATION CONTROLS FOR THE ENTIRE SITE TO BE UNDERTAKEN FROM THE FMP.			A
FIRE EVACUATION RECESSED SPEAKER		RECESSED 5W TWO-TONE 8-INCH CONE ALERT AND EVACUATION SPEAKER TO AS1670.1 C/W 100V MULTI-TAP TRANSFORMER AND FLUSH GRILLE PAINTED OUT TO MATCH THE CEILING.			A
FIRE EVACUATION SPEAKER SURFACE MOUNTED (SM)		SURFACE MOUNTED 5W TWO-TONE 8-INCH CONE ALERT AND EVACUATION SPEAKER TO AS1670.1 C/W 100V MULTI-TAP TRANSFORMER AND FLUSH GRILLE AND HOUSING PAINTED OUT TO MATCH THE CEILING.			A
FIRE EVACUATION HORN		SURFACE MOUNTED WEATHERPROOF TWO-TONE 30W ALERT AND EVACUATION HORN SPEAKER TO AS1670.1 C/W 100V MULTI-TAP TRANSFORMER. MOUNT AT HIGH LEVEL.			A
SECURITY EQUIPMENT		PROVIDE A NEW WALL MOUNTED EXPANDER PANEL AS AN EXPANSION OF THE SCHOOLS EXISTING SECURITY SYSTEM. CONNECT THE EXPANDER PANEL TO THE EXISTING SYSTEM VIA FIBRE MODEMS.			A
SECURITY INTRUDER DETECTOR		DUAL-TECHNOLOGY MOVEMENT DETECTORS WALL MOUNTED AS PER THE MANUFACTURER'S SPECIFICATION. CONNECT TO THE LOCAL SECURITY EQUIPMENT WITH ONE DETECTOR PER ZONE. PROGRAM THE SECURITY SYSTEM AS REQUIRED TO ACCOMMODATE THE NEW DETECTORS AND CHANGES TO THE SATISFACTION OF THE SCHOOL. SUBMIT DETAILS OF THE DETECTORS INCLUDING THE MOUNTING ARRANGEMENTS FOR APPROVAL PRIOR TO ORDERING.			A
360 DEG SECURITY INTRUDER DETECTOR		DUAL-TECHNOLOGY 360 DEG MOVEMENT DETECTORS CEILING MOUNTED AS PER THE MANUFACTURER'S SPECIFICATION. CONNECT TO THE LOCAL SECURITY EQUIPMENT WITH ONE DETECTOR PER ZONE. PROGRAM THE SECURITY SYSTEM AS REQUIRED TO ACCOMMODATE THE NEW DETECTORS AND CHANGES TO THE SATISFACTION OF THE SCHOOL. SUBMIT DETAILS OF THE DETECTORS INCLUDING THE MOUNTING ARRANGEMENTS FOR APPROVAL PRIOR TO ORDERING.			A
SECURITY PRO TRI TECH INTRUDER DETECTOR		PROFESSIONAL- TRI-TECHNOLOGY PET IMMUNE MOVEMENT DETECTORS WALL MOUNTED AS PER THE MANUFACTURER'S SPECIFICATION. CONNECT TO THE LOCAL SECURITY EQUIPMENT WITH ONE DETECTOR PER ZONE. PROGRAM THE SECURITY SYSTEM AS REQUIRED TO ACCOMMODATE THE NEW DETECTORS AND CHANGES TO THE SATISFACTION OF THE SCHOOL. SUBMIT DETAILS OF THE DETECTORS INCLUDING THE MOUNTING ARRANGEMENTS FOR APPROVAL PRIOR TO ORDERING.			A
ROLLER SHUTTER REED SWITCH (RDR)		ROLLER SHUTTER REED SWITCH MOUNTED AS PER THE MANUFACTURER'S SPECIFICATION. CONNECT TO THE LOCAL SECURITY EQUIPMENT WITH ONE DETECTOR PER ZONE. PROGRAM THE SECURITY SYSTEM AS REQUIRED TO THE SATISFACTION OF THE SCHOOL. SUBMIT DETAILS OF THE REED SWITCH INCLUDING THE MOUNTING ARRANGEMENTS FOR APPROVAL PRIOR TO ORDERING.			C
EVACUATION VISUAL ALARM DEVICE / STROBE (VAD)		CEILING MOUNTED EVACUATION VISUAL ALARM DEVICE / STROBE WITH THE OPERATION CONFIGURED TO THE SATISFACTION OF THE SCHOOL. SUBMIT DETAILS OF THE EVACUATION VISUAL ALARM DEVICE / STROBE FOR APPROVAL PRIOR TO ORDERING.			C



ELECTRICAL DESIGN GROUP

ELECTRICAL BUILDING SERVICES CONSULTANTS

P.O. Box 15, SHERWOOD Q. 4075

Phone: (07) 3278 4375 Fax: (07) 3716 0222

Web Site: www.edg.net.au Email: brisbane@edg.net.au

C3230a - ST JOHNS ANGLICAN COLLEGE, FOREST LAKE - AQUATIC CENTRE STAGE 2

C3230a-0002(C).xls

ELECTRICAL EQUIPMENT SCHEDULE

REVISION C - 19 DECEMBER 2025

THE LIGHT FITTING SUPPLIER CONTACT DETAILS MAY BE AVAILABLE ON THE EDG WEBSITE VIA THE FOLLOWING LINK
www.edg.net.au/Links/Lighting.htm

TYPE	LAMPS	DESCRIPTION	COLOUR / ACCESSORY	CATALOGUE No	REV
SECURITY PIEZO		SECURITY FLUSH RECESSED PIEZO SIREN UNLESS NOTED AS SM THEN PROVIDE THE PIEZO AS SURFACE MOUNTED .			A
SECURITY REED SWITCH		SECURITY FLUSH DOOR / GATE REED SWITCH ALL CABLING AND ASSOCIATED CONDUIT TO BE CONCEALED. CONNECT TO THE LOCAL SECURITY EQUIPMENT WITH EACH DOOR / SET OF DOORS CONFIGURED AS A SINGLE ZONE. PROGRAM THE SECURITY SYSTEM AS REQUIRED TO ACCOMMODATE THE NEW REED SWITCHES AND CHANGES TO THE SATISFACTION OF THE SCHOOL. SUBMIT DETAILS OF THE REED SWITCHES INCLUDING THE MOUNTING ARRANGEMENTS FOR APPROVAL PRIOR TO ORDERING.			A
SECURITY KEY PAD (KP)		SECURITY ARMING / DISARMING KEY PAD LOCATED IN A FLUSH RECESSED LOCKABLE HINGED 316 STAINLESS STEEL ENCLOSURE. ALL CABLING AND ASSOCIATED CONDUIT TO BE CONCEALED. CONNECT TO THE LOCAL SECURITY EQUIPMENT. PROGRAM THE SECURITY SYSTEM AS REQUIRED TO THE SATISFACTION OF THE SCHOOL. SUBMIT DETAILS OF THE KEY PAD AND ENCLOSURE FOR APPROVAL PRIOR TO ORDERING.			A
SALTO GATEWAY (S1)		SALTO GATEWAY , CABLED BACK TO THE COMMUNICATIONS RACK CR-4 VIA 4-PAIR CAT-6 UTP CABLE.			A
SALTO GATEWAY (S2)		SALTO GATEWAY , SURFACE MOUNTED. CABLED BACK TO THE COMMUNICATIONS RACK CR-4 VIA 4-PAIR CAT-6 UTP CABLE.			A
SALTO GATEWAY (S3)		SALTO GATEWAY , SURFACE MOUNTED. CABLED BACK TO THE COMMUNICATIONS RACK CR-3 VIA 4-PAIR CAT-6 UTP CABLE.			A
SALTO WIRELESS LOCK (WL)		SALTO WIRELESS LOCK TO BE PROVIDED COMPATIBLE WITH AND FITTED TO THE DOOR.			A